

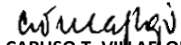
STATEMENT OF RECEIPTS AND EXPENDITURES  
CY 2019  
City of Bago


Particulars (1)	Account Code (PGCA)	Actual Year	Current Year			Budget Year
			First Semester	Second Semester	Total	
<b>RECEIPTS</b>						
I. Beginning Cash Balance						
A. General Fund					<b>466,012,024.44</b>	
B. Special Education Fund Fund					<b>15,323,597.87</b>	
II. Receipts						
A. Local Sources						
1. Tax Revenue						
a. Real Property Tax (RPT)						
i. Basic RPT		17,830,367.94	10,728,203.88	7,102,164.06	17,830,367.94	34,980,760.20
ii. Special Education Fund		12,673,850.49	7,662,861.40	5,010,989.09	12,673,850.49	
b. Business Tax		47,179,298.69	29,887,116.24	17,292,182.45	47,179,298.69	35,618,269.83
c. Other Local Taxes		4,213,091.52	2,996,150.62	1,216,940.90	4,213,091.52	3,667,579.19
Total Tax Revenue		<b>81,896,608.64</b>	<b>51,274,332.14</b>	<b>30,622,276.50</b>	<b>81,896,608.64</b>	<b>74,266,609.22</b>
2. Non Tax Revenue						
a. Regulatory Fees		16,254,374.97	13,228,760.33	3,025,614.64	16,254,374.97	12,138,990.23
b. Service/User Charges		65,609,598.33	21,734,586.23	43,875,012.10	65,609,598.33	53,142,096.86
c. Receipts from Economic Enterprise		-	-	-	-	-
d. Other Receipts		10,196,392.44	5,488,419.40	4,707,973.04	10,196,392.44	7,307,210.08
Total Non Tax Revenue		<b>92,060,365.74</b>	<b>40,451,765.96</b>	<b>51,608,599.78</b>	<b>92,060,365.74</b>	<b>72,588,297.17</b>
Total Local Sources		<b>173,956,974.38</b>	<b>91,726,098.10</b>	<b>82,230,876.28</b>	<b>173,956,974.38</b>	<b>146,854,906.39</b>
B. External Sources						
1. Internal Revenue Allotment		844,009,830.00	422,004,918.00	422,004,912.00	844,009,830.00	755,000,000.00
2. Share from GOCCs (PAGCOR and PCSO)		519,268.13	264,735.86	254,532.27	519,268.13	3,443,733.17
3. Other Shares from National Tax Collection					-	-
a. Share from Ecozone					-	-
b. Share from EVAT					-	-
c. Share from National Wealth					-	-
d. Share from Tobacco Excise Tax					-	-
4. National Government Transfer					-	-
5. Inter-Local Transfer		2,388,067.19	1,567,170.12	820,897.07	2,388,067.19	
6. Extraordinary Receipts / Grants / Donation / Aids		18,689,750.00	18,689,750.00	-	18,689,750.00	
Total External Sources		<b>865,606,915.32</b>	<b>442,526,573.98</b>	<b>423,080,341.34</b>	<b>865,606,915.32</b>	<b>758,443,733.17</b>
C. Non-Income Receipts						
1. Capital Investment Receipts		-	-	-	-	-
a. Proceeds from Sale of Assets		-	-	-	-	-
b. Proceeds from Sale of Debt Securities of Other Entities		-	-	-	-	-
c. Collection of Loans Receivables		2,814,656.98	-	2,814,656.98	2,814,656.98	
Total Capital Investment Receipts		-	-	-	-	-
2. Receipts from Loans and Borrowings		-	-	-	-	-
a. Acquisition of Loans		2,840,536.62	2,840,536.62	-	2,840,536.62	
b. Issuance of Bonds		-	-	-	-	-
Total Receipts from Loans and Borrowings		-	-	-	-	-
Total Non-Income Receipts		5,655,193.60	2,840,536.62	2,814,656.98	5,655,193.60	-
Total Receipts		<b>1,045,219,083.30</b>	<b>537,093,208.70</b>	<b>508,125,874.60</b>	<b>1,045,219,083.30</b>	<b>905,298,639.56</b>
<b>EXPENDITURES</b>						
I. General Fund						
a. General Services		340,526,199.00	118,711,842.64	192,078,147.43	310,789,990.07	281,605,502.00
b. Economic Services		210,273,869.22	53,897,534.40	135,556,352.28	189,453,886.68	189,547,435.00
c. Social Services		295,371,407.95	104,540,535.15	134,022,442.50	238,562,977.65	247,591,916.00
d. Debt Services		5,600,000.00	1,091,922.29	3,382,162.42	4,474,084.71	5,600,000.00
II. Special Education Fund		25,645,740.64	5,821,856.91	4,769,024.85	10,590,881.76	15,507,200.00
III. Trust Fund from National Government Transfers					-	-
IV. Capital Investment/Expenditures						
A. General Fund		266,476,097.00	43,306,092.73	75,977,688.36	119,283,781.09	169,293,533.00
B. SEF		5,992,523.00	390,819.38	-	390,819.38	4,492,800.00
Other Non-Operating Expenditures			32,264,788.05	22,614,002.01	54,878,790.06	
VI. Prior Year Accounts Payable			17,393,771.88	18,161,167.87	35,554,939.75	
VII. Continuing Appropriation		174,625,783.30	83,968,644.46	-	83,968,644.46	
<b>Total Expenditures</b>		<b>1,324,511,620.11</b>	<b>461,387,807.89</b>	<b>586,560,987.72</b>	<b>1,047,948,795.61</b>	<b>913,638,386.00</b>


<b>Ending Cash Balance</b>					<b>478,605,910.00</b>	
A. General Fund			461,590,162.78			
B. Special Education Fund Fund			17,015,747.22			
			<b>478,605,910.00</b>			

Prepared by:

Approved by:

  
CARUSO T. VILAFLOR, JR.  
 Local Treasurer

  
NICHOLAS M. YULO  
 Local Chief Executive

  
ERNESTO E. VARRERA  
 Local Budget Officer